

登陆自己的 Flexi 账户，邮箱和密码，密码是 Andreas 提供的。

<https://teach.tl-online-school.com/teaching>

在 Flexi 系统里看到 **available classes** or **Calendars** 选课，看到合适的时间和课程就点击 **Teach this class**（在 available classes 里） or **Teach**（在 Calendars 里）

Teacher

teach

Available classes

Your classes

Calendars

review

Past classes

Ratings

Notifications

Available classes

Filters: --- Course option ▾ --- Class type --- ▾

Level: All ▾

Course: All ▾

Id	Class Type	Topic	Course	City	Level	Start Time	Day Of Week	Students	1:1 Notes
11267	Small group	Final Sounds		SH	Intro	2021-01-28 09:00	Thu	1 student	Teach this class
9294	Small group	I Am so Sad!	Course #161	SH	HSK 2	2021-01-29 00:00	Fri	1 student	Teach this class
14091	Small group	Lets Go for a Morning Run		SH	HSK 3	2021-02-02 01:00	Tue	1 student	Teach this class

teach

Available classes

Your email has not been confirmed yet. Please check your email inbox or [click here](#) to resend the confirmation email.

Your classes

Calendar

Level All

Course All

(GMT+08:00)

Calendars

review

< January 2021 >

Past classes

Ratings

Notifications

content

Topics

manage

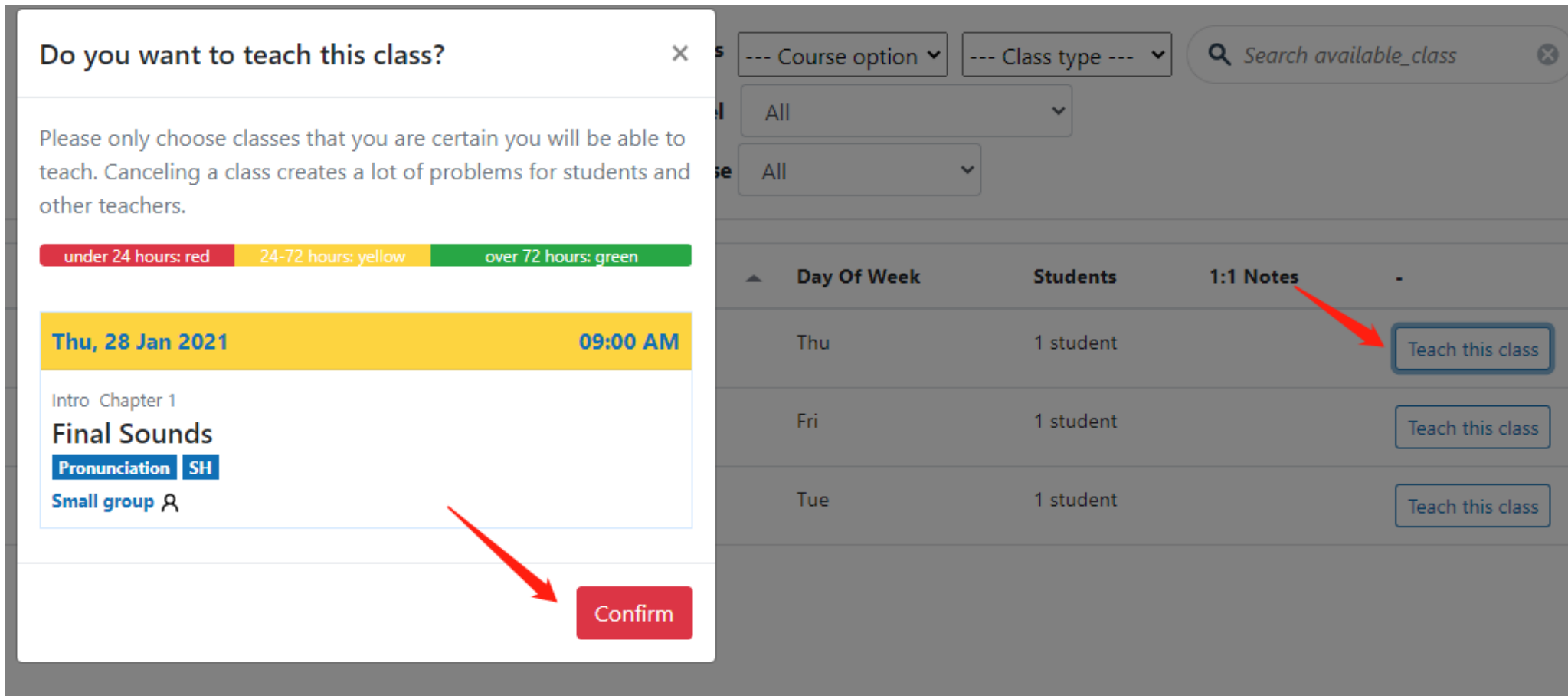
Seline Yang

FAQ

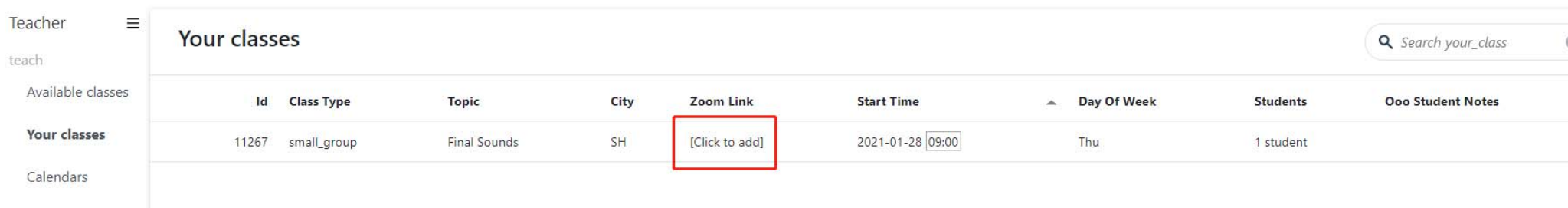
Log out

GMT+08:00	Mon 25	Tue 26	Wed 27	Thu 28	Fri 29	Sat 30
12 am					Chapter 3 I Am so Sad! Teach	
1 am						
2 am						
3 am						
4 am						
5 am						
6 am						
7 am						
8 am						
9 am				Chapter 1 Final Sounds Teach		
10 am			Chapter 1 Numbers View			
11 am			Chapter 1 Measure Words View			
12 pm						
1 pm						
2 pm						

点击 **Confirm**



在你的课程中可以看到自己的课程。



Zoom Link 这里是需要登录 Zoom 然后安排会议生成链接的。下面请看截图。


登录 zoom 相应课型账号，点安排会议，然后把会议邀请链接复制粘贴进去。Andreas 会发一个 Excel 表格，里面写了单数和双数课型，也就是需要使用不同的 zoom 账号。

打开 Andreas 发的 excel 表格，看北京时间 1,3,5,7,9,11 点，相对应有单数的账号（即红色框框处），其余为 2,4,6,8,10,12 双数时间，相对应有双数的账号。（总的来说，就单数和双数两个账号和密码。即使是 14,16,18,20,22,24 点也是用双数账号，单数 13,51,17,19,21,23 点也一样）

A	B	C	D	E	F
北京时间	Intro	HSK 1	HSK 2	HSK 3	
1点	intro1357911@l1l-online-school.com	hsk1_1357911@l1l-online-school.com	hsk2_1357911@l1l-online-school.com	chsk3_1357911@l1l-online-school.com	
2点	intro0246810@l1l-online-school.com	hsk1_0246810@l1l-online-school.com	hsk2_0246810@l1l-online-school.com	chsk3_0246810@l1l-online-school.com	
3点	intro1357911@l1l-online-school.com	hsk1_1357911@l1l-online-school.com	hsk2_1357911@l1l-online-school.com	chsk3_1357911@l1l-online-school.com	
4点	intro0246810@l1l-online-school.com	hsk1_0246810@l1l-online-school.com	hsk2_0246810@l1l-online-school.com	chsk3_0246810@l1l-online-school.com	
5点	intro1357911@l1l-online-school.com	hsk1_1357911@l1l-online-school.com	hsk2_1357911@l1l-online-school.com	chsk3_1357911@l1l-online-school.com	
6点	intro0246810@l1l-online-school.com	hsk1_0246810@l1l-online-school.com	hsk2_0246810@l1l-online-school.com	chsk3_0246810@l1l-online-school.com	
7点	intro1357911@l1l-online-school.com	hsk1_1357911@l1l-online-school.com	hsk2_1357911@l1l-online-school.com	chsk3_1357911@l1l-online-school.com	
8点	intro0246810@l1l-online-school.com	hsk1_0246810@l1l-online-school.com	hsk2_0246810@l1l-online-school.com	chsk3_0246810@l1l-online-school.com	
9点	intro1357911@l1l-online-school.com	hsk1_1357911@l1l-online-school.com	hsk2_1357911@l1l-online-school.com	chsk3_1357911@l1l-online-school.com	
10点	intro0246810@l1l-online-school.com	hsk1_0246810@l1l-online-school.com	hsk2_0246810@l1l-online-school.com	chsk3_0246810@l1l-online-school.com	
11点	intro1357911@l1l-online-school.com	hsk1_1357911@l1l-online-school.com	hsk2_1357911@l1l-online-school.com	chsk3_1357911@l1l-online-school.com	
12点	intro0246810@l1l-online-school.com	hsk1_0246810@l1l-online-school.com	hsk2_0246810@l1l-online-school.com	chsk3_0246810@l1l-online-school.com	
	Intro	HSK 1	HSK 2	HSK 3	
双数账户（零两四六八和十点）	intro0246810@l1l-online-school.com	hsk1_0246810@l1l-online-school.com	hsk2_0246810@l1l-online-school.com	chsk3_0246810@l1l-online-school.com	
单数账户（一三五七九和十一点）	密码 0BeijingShuangShu	密码 1BeijingShuangShu	密码 2BeijingShuangShu	密码 3BeijingShuangShu	
双数账户（零两四六八和十点）	intro1357911@l1l-online-school.com	hsk1_1357911@l1l-online-school.com	hsk2_1357911@l1l-online-school.com	chsk3_1357911@l1l-online-school.com	
单数账户（一三五七九和十一点）	密码 0BeijingDanShu	密码 1BeijingDanShu	密码 2BeijingDanShu	密码 3BeijingDanShu	
			单数账号和密码		

在 available class 那里可以看到学生的级别，学生是 Intro 级别。（决定选哪一节课时可以截图保留下学生的 level 和上课时间，方便后期做好后核对。）也可以在 Calendars 里点开 View 看到学生级别。

City	Level	Start Time	▲ Day Of Week	Students	1:1
SH	Intro	2021-01-28 09:00	Thu	1 student	
SH	HSK 2	2021-01-29 00:00	Fri	1 student	
SH	HSK 3	2021-02-02 01:00	Tue	1 student	

Teacher 

teach

Available classes

Your classes

Calendars

review

Past classes

Ratings

Notifications

content

Topics

manage

Seline Yang

FAQ

Calendar

< January 2021 >

GMT+08:00	Mon 25	Tue 26	Wed 27	Thu 28
12 am				
1 am				
2 am				
3 am				
4 am				
5 am				
6 am				
7 am				
8 am				
9 am				Chapter 1 & Final Sounds View
10 am			Chapter 1 & Numbers View	
11 am			Chapter 1 & Measure Words View	

Type

Topic

Level

Small group

Final Sounds

Intro

或者也可以查看教材 pdf（但最好是前面两种方法，因为有时候材料可能没写）

Show Final Sounds

TITLE Final Sounds

DESCRIPTION In this lesson you will learn more about Pinyin and how to pronounce words in Mandarin Chinese. You will learn more about the different initial and final sounds that make up the Chinese "alphabet", Pinyin. We will also teach you some very common phrases and words so that you can start using Chinese in your daily life!

- STUDY GOALS
- 1. Practice and improve your Chinese pronunciation.
 - 2. Learn more about the Chinese phonetic system.
 - 3. Learn more about how to spell using Pinyin.
 - 4. Learn how to say "thank you" and "sorry" in Chinese.

TOPIC MATERIALS	Topic	City	Material File	Audio File	Updated At
	Final Sounds	SH	Intro 2 Final Sounds_Shanghai_20201009.pdf		2020-10-10 10:23

ADDITIONAL RESOURCES
How to Say Chinese Initials & Finals - <https://www.youtube.com/watch?v=91RVKKGzRIA>
How to Say Chinese Tones & Finals - <https://www.youtube.com/watch?v=RRaHXPDIv-4>

CHAPTER  Chapter 1 :: Intro

CATEGORY  Pronunciation

确定了学生级别之后，学生是 9 点的课，那么找到 Andreas 表格里的对应的时间点 9 点和单数的账号。

A	B
北京时间	Intro
1点	intro1357911@ltdl-online-school.com
2点	intro0246810@ltdl-online-school.com
3点	intro1357911@ltdl-online-school.com
4点	intro0246810@ltdl-online-school.com
5点	intro1357911@ltdl-online-school.com
6点	intro0246810@ltdl-online-school.com
7点	intro1357911@ltdl-online-school.com
8点	intro0246810@ltdl-online-school.com
9点	intro1357911@ltdl-online-school.com
10点	intro0246810@ltdl-online-school.com
11点	intro1357911@ltdl-online-school.com
12点	intro0246810@ltdl-online-school.com
	Intro
双数账户（零两四六八和十点）	intro0246810@ltdl-online-school.com
单数账户（一三五七九和十一点）	密码 0BeijingShuangShu
双数账户（零两四六八和十点）	intro1357911@ltdl-online-school.com
单数账户（一三五七九和十一点）	密码 0BeijingDanShu

打开 Zoom, 点[登陆](#)



加入会议

登录



把 intro 的单数账号输入 zoom 里。

```
intro1357911@ltl-online-school.com  
密码 0BeijingDanShu
```

Zoom Cloud Meetings

登录

[短信验证码登录](#)

输入手机号码或邮箱

请输入密码 [忘记密码?](#)

保持登录状态

[登录](#)

或

 [微信登录](#)

 [支付宝登录](#)

 [更多](#)

[< 返回](#) [登录即表示我同意隐私政策和服务条款](#) | [免费注册](#)

点击“**安排**”



新会议 ▾



加入会议



安排



共享屏幕



在安排会议里的主题可以根据 Andreas 发的表格里的截图来填写。

英文版:

Schedule meeting

Schedule Meeting

Topic

Andreas 上课

Start: Wed October 21, 2020 11:00 AM

Duration: 1 hour 0 minute

Recurring meeting Time Zone: Beijing, Shangh... ▼

Your Zoom Basic plan has a 40-minute time limit on meetings with 3 or more participants.
[Upgrade now](#) to enjoy unlimited group meetings.

Do not show this message again

Meeting ID

Generate Automatically Personal Meeting ID 282 200 0452

Security

Passcode Waiting Room

Video

Host: On Off Participants: On Off

Audio

Telephone Computer Audio Telephone and Computer Audio

Dial in from United States [Edit](#)

Calendar

Outlook Google Calendar Other Calendar

[Save](#) [Cancel](#)

中文版 Topic 可把上课老师名字和课程名写上，这里可写名字+级别+topic（右下角）。注意时间要设置好，务必跟上课时间一致。

安排会议

主题
Seline 上课-TITLE Final Sounds

开始时间: 周四 一月 28, 2021 9:00

持续时间: 1小时 0分钟

周期性会议 时区: 北京, 上海

会议号
 自动生成 个人会议号335 754 0635

安全
 密码 ①
只有拥有邀请链接或密码的用户可以加入会议
 等候室
只有主持人允许的用户可以加入会议
 只有经过身份验证的用户才能加入: 登录Zoom

视频
主持人: 打开 关闭 参会者: 打开 关闭

音频
 电话 电脑音频 电话和电脑音频
从美国拨入 编辑

日历
 Outlook Google日历 其他日历

保存 取消

Seline-HSK2-How Do You Get a Taxi?

14:00-15:00

会议号: 912 1239 2541

然后就看到了生成了一个会议，点击显示会议信息，



我的会议

会议录制



335 754 0635

我的个人会议号(PMI)

今天

Carol How much?

9:00-10:00

会议号: 947 3051 1524

Measure Words - Seline

会议号: 986 9112 9605

周四, 一月 28

Seline 上课-TITLE Final Sounds

9:00-10:00

会议号: 978 6258 8308

Zoom meeting invitation - Flexi Classes

Intro Uneven Hours 的 Zoom 会议

11:00-12:00

会议号: 962 1044 8931

Seline 上课-TITLE Final Sounds

9:00 - 10:00

会议号: 978 6258 8308

开始

复制邀请信息

编辑

删除

显示会议邀请



把这一行 zoom 链接复制粘贴到那个 Flexi 系统的 Zoom link 里

Seline 上课-TITLE Final Sounds

9:00 - 10:00

会议号: 978 6258 8308

开始

复制邀请信息

编辑

删除

隐藏会议邀请

Flexi Classes Intro Uneven Hours 邀请您参加预先安排的 Zoom 会议。

主题: Seline 上课-TITLE Final Sounds

时间: 2021年1月28日 09:00 上午 北京, 上海

加入 Zoom 会议

<https://zoom.com.cn/j/97862588308>

会议号: 978 6258 8308

手机一键拨号

+13126266799,,97862588308# 美国 (Chicago)

+13462487799,,97862588308# 美国 (Houston)

根据您的位置拨号

+1 312 626 6799 美国 (Chicago)

+1 346 248 7799 美国 (Houston)

+1 669 900 6833 美国 (San Jose)

+1 929 205 6099 美国 (New York)

+1 253 215 8782 美国 (Tacoma)

+1 301 715 8592 美国 (Washington DC)

会议号: 978 6258 8308

查找本地号码: <https://zoom.com.cn/u/acmBolqv2B>

Your classes

🔍 Search your_class

Id	Class Type	Topic	City	Zoom Link	Start Time	▲ Day Of Week	Students	📄 Student Notes
11267	small_group	Final Sounds	SH	[Click to add]	2021-01-28 09:00	Thu	1 student	

Teacher's Class

Thu, 28 Jan 2021 09:00 AM

Intro Chapter 1 Seline Yang

Final Sounds

Pronunciation SH

Small group

Zoom: [No link yet]

Zoom link

Students will be taken to this link to join class.

Update Lesson Cancel

STUDENTS

Given Name	Age	From	Last topic studied	Studied this before	Student Current Level
Luke		Afghanistan	FIRST CLASS	No	Intro

TOPIC DETAILS

INTRODUCTION

In this lesson you will learn more about Pinyin and how to pronounce words in Mandarin Chinese. You will learn more about the different initial and final sounds that make up the Chinese "alphabet", Pinyin. We will also teach you some very common phrases and words so that you can start using Chinese in your daily life!



LEARNING MATERIALS

SH

STUDY GOALS

- 1. Practice and improve your Chinese pronunciation.
- 2. Learn more about the Chinese phonetic system.
- 3. Learn more about how to spell using Pinyin.
- 4. Learn how to say "thank you" and "sorry" in Chinese.



AUDIO FILE

SH

ADDITIONAL RESOURCES

How to Say Chinese Initials & Finals - <https://www.youtube.com/watch?v=91RVKKGzRIA>
How to Say Chinese Tones & Finals - <https://www.youtube.com/watch?v=RRaHXPDIv-4>



护眼宝提醒您: X

您已经连续使用电脑1小时,快跟小护

点击上面 **update lesson** 后, 页面如下。

Your classes

🔍 Search your_class ✕

Id	Class Type	Topic	City	Zoom Link	Start Time	Day Of Week	Students	Ooo Student Notes
11267	small_group	Final Sounds	SH	https://zoom.com.cn/j/97862588308	2021-01-28 09:00	Thu	1 student	

学习资料，在这个页面可下载，也可在 [your class-topic-material file](#) 下载。

Thu, 28 Jan 2021 09:00 AM

Intro Chapter 1 Seline Yang

Final Sounds

Pronunciation SH

Small group

Zoom: link

Zoom link

<https://zoom.com.cn/j/97862588308>

Students will be taken to this link to join class.

Update Lesson
Cancel

STUDENTS

Given Name	Age	From	Last topic studied	Studied this before	Student Current Level
Luke		Afghanistan	FIRST CLASS	No	Intro

TOPIC DETAILS

INTRODUCTION	STUDY GOALS	ADDITIONAL RESOURCES
<p>In this lesson you will learn more about Pinyin and how to pronounce words in Mandarin Chinese. You will learn more about the different initial and final sounds that make up the Chinese "alphabet", Pinyin. We will also teach you some very common phrases and words so that you can start using Chinese in your daily life!</p>	<ul style="list-style-type: none"> 1. Practice and improve your Chinese pronunciation. 2. Learn more about the Chinese phonetic system. 3. Learn more about how to spell using Pinyin. 4. Learn how to say "thank you" and "sorry" in Chinese. 	<p>How to Say Chinese Initials & Finals - https://www.youtube.com/watch?v=91RVKKGzRIA</p> <p>How to Say Chinese Tones & Finals - https://www.youtube.com/watch?v=RRaHXPDIV-4</p>
<div style="border: 1px solid #ffc107; padding: 5px; display: inline-block;"> ↓ LEARNING MATERIALS SH </div>	<div style="border: 1px solid #ffc107; padding: 5px; display: inline-block;"> ↓ AUDIO FILE SH </div>	<p style="font-size: small; color: #007bff; margin-top: 5px;">护眼宝提醒您: 您已经连续使用电脑1小时,快 士一起做眼保健操吧~</p>

在 **your class** 里看到自己的课, **点题目**就看到**下载链接**了。

Your classes 🔍 Search

Id	Class Type	Topic	City	Zoom Link	Start Time	Day Of Week	Students	Options
12235	small_group	How old are you?	SH	[Click to add]	2021-02-02 10:00	Tue	1 student	
13931	small_group	How Do You Get a Taxi?	SH	[Click to add]	2021-02-03 14:00	Wed	1 student	
12239	small_group	Where do you work?	SH	[Click to add]	2021-02-04 10:00	Thu	1 student	

Show How Do You Get a Taxi?

TITLE How Do You Get a Taxi?

DESCRIPTION In this lesson you will be learning more about how to take a taxi in China and how to address taxi drivers in Chinese. This lesson also has a large amount of practice talking about directions in Chinese.

- STUDY GOALS**
- 1. Learn more about how to talk to taxi drivers in China.
 - 2. Practice giving directions.
 - 3. Learn more vocabulary related to getting around in traffic.

TOPIC MATERIALS

Topic	City	Material File	Audio File	Updated At
How Do You Get a Taxi?	SH	HSK2 Lesson 73 How Do You Get a Taxi Shanghai 20201019.pdf		2020-11-25 14:35

ADDITIONAL RESOURCES

How to Get a Taxi in Chinese - <https://lsl-school.com/taxi-in-china/>
 Quick Guide to Grabbing a Cab in China - https://www.youtube.com/watch?v=_xePXlrEstU
 Best Apps To Use in China - <https://lsl-school.com/chinese-apps/>

CHAPTER  Chapter 3 :: HSK 2

CATEGORY  Practice